

November 7, 2024 City Council Meeting | Zoom use for the Public

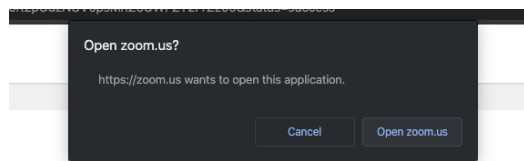
Joining a Zoom Meeting

For Computer

Click on the link below (If you are having issues clicking the link, please copy the link and paste it in the address bar of a web browser, *i.e.* Google Chrome, Microsoft Edge, Firefox, etc.)

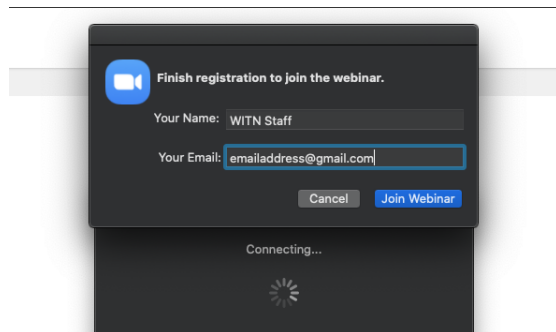
<https://us06web.zoom.us/j/88176619985>

A prompt will open and ask “Open zoom.us?”. At this time click “**Open zoom.us**”.



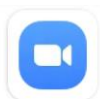
Launching...

You will be asked to enter your name and email address. Please enter your information and then click “**Join Webinar**”




For Smartphone and Tablet

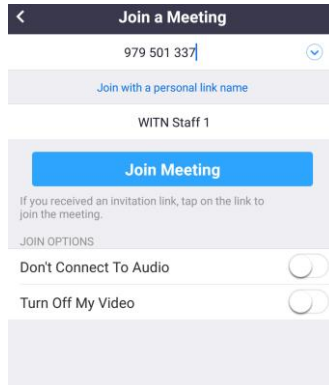
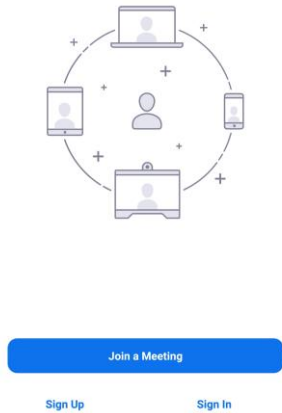
Please go to the AppStore or Google Play Store on your device. Download **Zoom Cloud Meetings**.



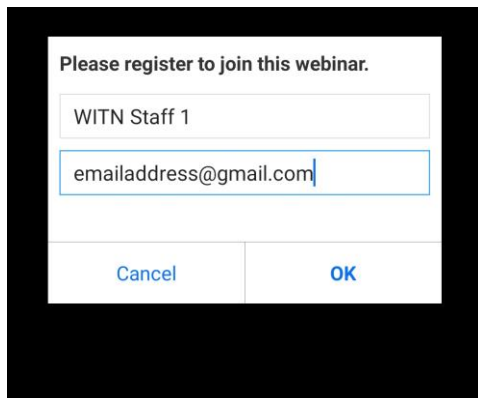
ZOOM Cloud Meetings
zoom.us

Open the Zoom App. Once you are in the app, tap the **Join a Meeting** button. In the Join a Meeting window please enter **881 7661 9985** in the “Meeting ID” box followed by entering your name in the “Your Name” box. Once everything is filled out click the “**Join Meeting**” button.

 • • • • •
Start a Meeting
Start or join a video meeting on the go



It will ask you to type in an email address. Please fill in your email address and click “OK”



For Phone

Please dial one of the following phone numbers:

(929)-205-6099

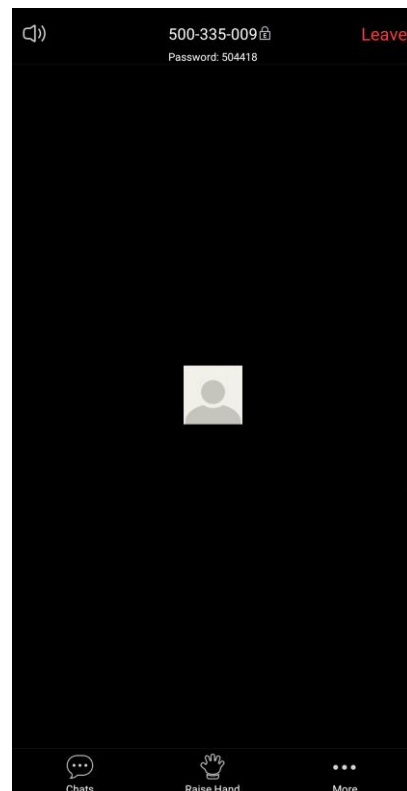
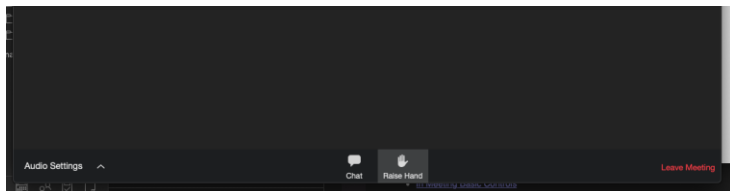
(301)-715-8592

You will be asked for the Webinar ID. Please enter **881 7661 9985** and then #. You can press # again when prompted to immediately enter the meeting.

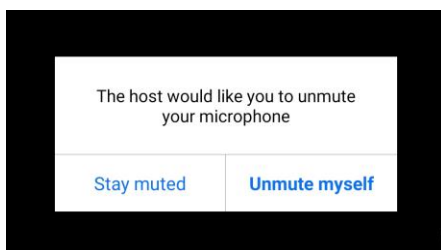
How Public Comment Works

For Computer, Smartphone, and Tablet

Once you are in the meeting, the only way you can communicate is by clicking the raise hand button (For Smartphone and Tablet Users, you might have to tap your screen to see the raise hand button). During the public comment period please click the raise hand button to be recognized for public comment.



At that time the host will ask you to unmute your mic. Please click on "Unmute myself".



Once you are unmuted, please make your comment, and when you are done you will be muted again by the host.

For Phone

Once you are in the meeting, the only way you can communicate is by pressing ***9** to raise hand your hand. You will hear that you have raised your hand. During the public comment period to be recognized for public comment please press ***9** to raise hand your hand. At that time the host will unmute your mic. Once you hear “You have been unmuted” please make your comment, and when you are done you will be muted again by the host.